



# My Summer Learning Packet










Name: \_\_\_\_\_

# Missing

## Numbers in the Teens



Directions: Write the missing number for each set of buckets.



Name \_\_\_\_\_

# Number Words



one three six five  
eight two four seven

© Annie Moffatt @ The Moffatt Girls 2014

number word: \_\_\_\_\_  
\_\_\_\_\_

number word: \_\_\_\_\_  
\_\_\_\_\_

number word: \_\_\_\_\_  
\_\_\_\_\_

number word: \_\_\_\_\_  
\_\_\_\_\_

number word: \_\_\_\_\_  
\_\_\_\_\_

number word: \_\_\_\_\_  
\_\_\_\_\_


number word: \_\_\_\_\_  
\_\_\_\_\_

number word: \_\_\_\_\_  
\_\_\_\_\_

Name \_\_\_\_\_

# Swim into Addition!

Solve the math problems.



$$\begin{array}{r} 4 \\ + 3 \\ \hline \end{array}$$
$$\begin{array}{r} 5 \\ + 1 \\ \hline \end{array}$$

$$\begin{array}{r} 6 \\ + 3 \\ \hline \end{array}$$
$$\begin{array}{r} 7 \\ + 2 \\ \hline \end{array}$$
$$\begin{array}{r} 3 \\ + 3 \\ \hline \end{array}$$
$$\begin{array}{r} 1 \\ + 9 \\ \hline \end{array}$$
$$\begin{array}{r} 8 \\ + 2 \\ \hline \end{array}$$

$$\begin{array}{r} 4 \\ + 5 \\ \hline \end{array}$$
$$\begin{array}{r} 2 \\ + 5 \\ \hline \end{array}$$
$$\begin{array}{r} 1 \\ + 7 \\ \hline \end{array}$$

$$\begin{array}{r} 5 \\ + 3 \\ \hline \end{array}$$
$$\begin{array}{r} 10 \\ + 0 \\ \hline \end{array}$$
$$\begin{array}{r} 4 \\ + 4 \\ \hline \end{array}$$



Name \_\_\_\_\_

# Summer Time Addition



Directions: Add to find the sum.

$$\begin{array}{r} 4 \\ + 2 \\ \hline \end{array}$$

$$\begin{array}{r} 7 \\ + 3 \\ \hline \end{array}$$

$$\begin{array}{r} 6 \\ + 3 \\ \hline \end{array}$$

$$\begin{array}{r} 3 \\ + 4 \\ \hline \end{array}$$

$$\begin{array}{r} 2 \\ + 4 \\ \hline \end{array}$$

$$\begin{array}{r} 8 \\ + 0 \\ \hline \end{array}$$

$$\begin{array}{r} 10 \\ + 0 \\ \hline \end{array}$$

$$\begin{array}{r} 4 \\ + 5 \\ \hline \end{array}$$

$$\begin{array}{r} 6 \\ + 2 \\ \hline \end{array}$$


$$\begin{array}{r} 7 \\ + 1 \\ \hline \end{array}$$



Name \_\_\_\_\_

# Summer Time Subtraction

Directions: Add to find the difference.



$$\begin{array}{r} 7 \\ - 3 \\ \hline \end{array}$$

$$\begin{array}{r} 7 \\ - 6 \\ \hline \end{array}$$

$$\begin{array}{r} 5 \\ - 5 \\ \hline \end{array}$$

$$\begin{array}{r} 9 \\ - 3 \\ \hline \end{array}$$

$$\begin{array}{r} 8 \\ - 4 \\ \hline \end{array}$$

$$\begin{array}{r} 9 \\ - 6 \\ \hline \end{array}$$

$$\begin{array}{r} 6 \\ - 5 \\ \hline \end{array}$$

$$\begin{array}{r} 6 \\ - 4 \\ \hline \end{array}$$

$$\begin{array}{r} 7 \\ - 5 \\ \hline \end{array}$$

$$\begin{array}{r} 6 \\ - 3 \\ \hline \end{array}$$



Name \_\_\_\_\_

# Addition and Subtraction

Directions: Add or subtract to find the answer.



$$\begin{array}{r} 9 \\ - 4 \\ \hline \end{array}$$

$$\begin{array}{r} 7 \\ + 3 \\ \hline \end{array}$$

$$\begin{array}{r} 8 \\ - 6 \\ \hline \end{array}$$

$$\begin{array}{r} 1 \\ + 8 \\ \hline \end{array}$$

$$\begin{array}{r} 8 \\ - 7 \\ \hline \end{array}$$

$$\begin{array}{r} 9 \\ + 0 \\ \hline \end{array}$$

$$\begin{array}{r} 7 \\ - 7 \\ \hline \end{array}$$

$$\begin{array}{r} 6 \\ + 3 \\ \hline \end{array}$$

$$\begin{array}{r} 6 \\ - 1 \\ \hline \end{array}$$

$$\begin{array}{r} 3 \\ + 3 \\ \hline \end{array}$$




Name \_\_\_\_\_


# Buggy Addition



Directions: Count and color the bugs in each jar.  
Write an addition sentence for each jar of bugs.



\_\_\_\_\_ + \_\_\_\_\_ = \_\_\_\_\_



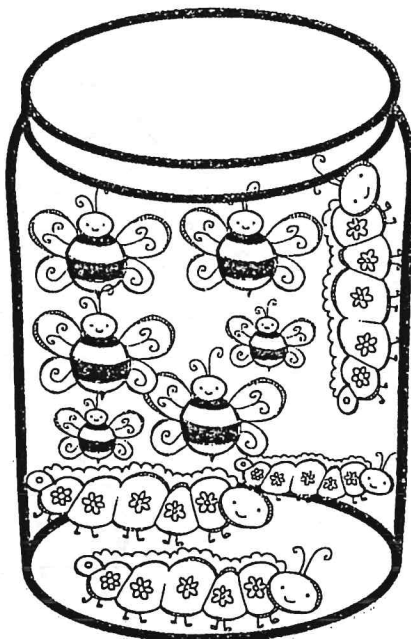
\_\_\_\_\_ + \_\_\_\_\_ = \_\_\_\_\_



\_\_\_\_\_ + \_\_\_\_\_ = \_\_\_\_\_



\_\_\_\_\_ + \_\_\_\_\_ = \_\_\_\_\_




\_\_\_\_\_ + \_\_\_\_\_ = \_\_\_\_\_



\_\_\_\_\_ + \_\_\_\_\_ = \_\_\_\_\_



Name \_\_\_\_\_



# Let's Make 10



Directions: Fill in the number of stars needed to make 10 on each ten frame.

★	
★	
★	

$$\begin{array}{r} 3 \\ + \square \\ \hline 10 \end{array}$$

★	
★	

$$\begin{array}{r} 2 \\ + \square \\ \hline 10 \end{array}$$

★	★
★	★
★	★
★	★
★	

$$\begin{array}{r} 9 \\ + \square \\ \hline 10 \end{array}$$

★	
★	
★	
★	
★	

$$\begin{array}{r} 5 \\ + \square \\ \hline 10 \end{array}$$

★	★
★	★
★	★
★	
★	

$$\begin{array}{r} 8 \\ + \square \\ \hline 10 \end{array}$$

★	

$$\begin{array}{r} 1 \\ + \square \\ \hline 10 \end{array}$$

★	★
★	
★	
★	
★	

$$\begin{array}{r} 6 \\ + \square \\ \hline 10 \end{array}$$


★	
★	
★	
★	

$$\begin{array}{r} 4 \\ + \square \\ \hline 10 \end{array}$$

★	★
★	★
★	
★	
★	

$$\begin{array}{r} 7 \\ + \square \\ \hline 10 \end{array}$$

Name \_\_\_\_\_



# SUMMER Addition WORD PROBLEMS



Directions: Read the word problems and draw a picture to help solve it.  
Write a number sentence and make tally marks for the answer.

Kate had 5 shells. She found 3 more shells. How many shells does she have in all?

**DRAW IT:**

$$\underline{\quad} + \underline{\quad} = \underline{\quad}$$

**TALLY:**



Dan saw 4 yellow starfish. John saw 5 red starfish. How many starfish did they see altogether?

**DRAW IT:**

$$\underline{\quad} + \underline{\quad} = \underline{\quad}$$

**TALLY:**



Ann brought 2 beach balls to the beach. Jan brought 4 beach balls. How many beach balls do they have altogether?

**DRAW IT:**

$$\underline{\quad} + \underline{\quad} = \underline{\quad}$$

**TALLY:**




Jim caught 3 fish on Friday. He caught 7 fish on Saturday. How many fish did he catch in all?

**DRAW IT:**

$$\underline{\quad} + \underline{\quad} = \underline{\quad}$$


**TALLY:**



Name \_\_\_\_\_



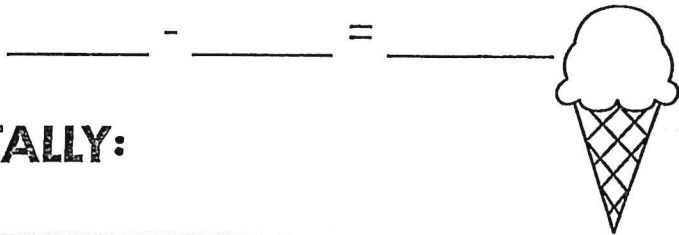
# SUMMER Subtraction WORD PROBLEMS



Directions: Read the word problems and draw a picture to help solve it.  
Write a number sentence and make tally marks for the answer.

Nate's ice cream cone had 7 scoops.  
3 scoops fell off of his cone. How  
many scoops are left?

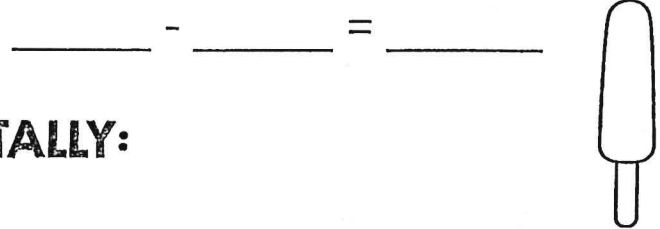
**DRAW IT:**



**TALLY:**

Kim brought 8 popsicles to the beach.  
6 popsicles melted. How many  
popsicles does Kim have left?

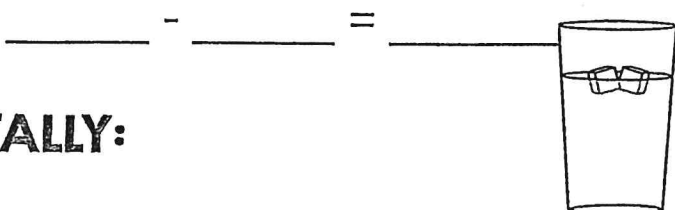
**DRAW IT:**



**TALLY:**

Dan had 10 cups of lemonade. He  
spilled 5 cups. How many cups does Dan  
have left?

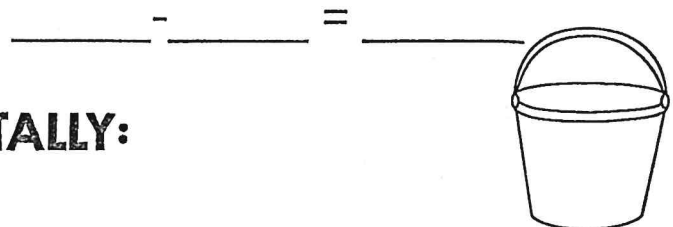
**DRAW IT:**



**TALLY:**

Jane brought 9 buckets to the beach.  
She left 2 buckets. How many  
buckets does she have now?

**DRAW IT:**




**TALLY:**

# Coins in the Bank

Directions: Use the color code to color the coins in the bank.

Color the  orange.

Color the  blue.

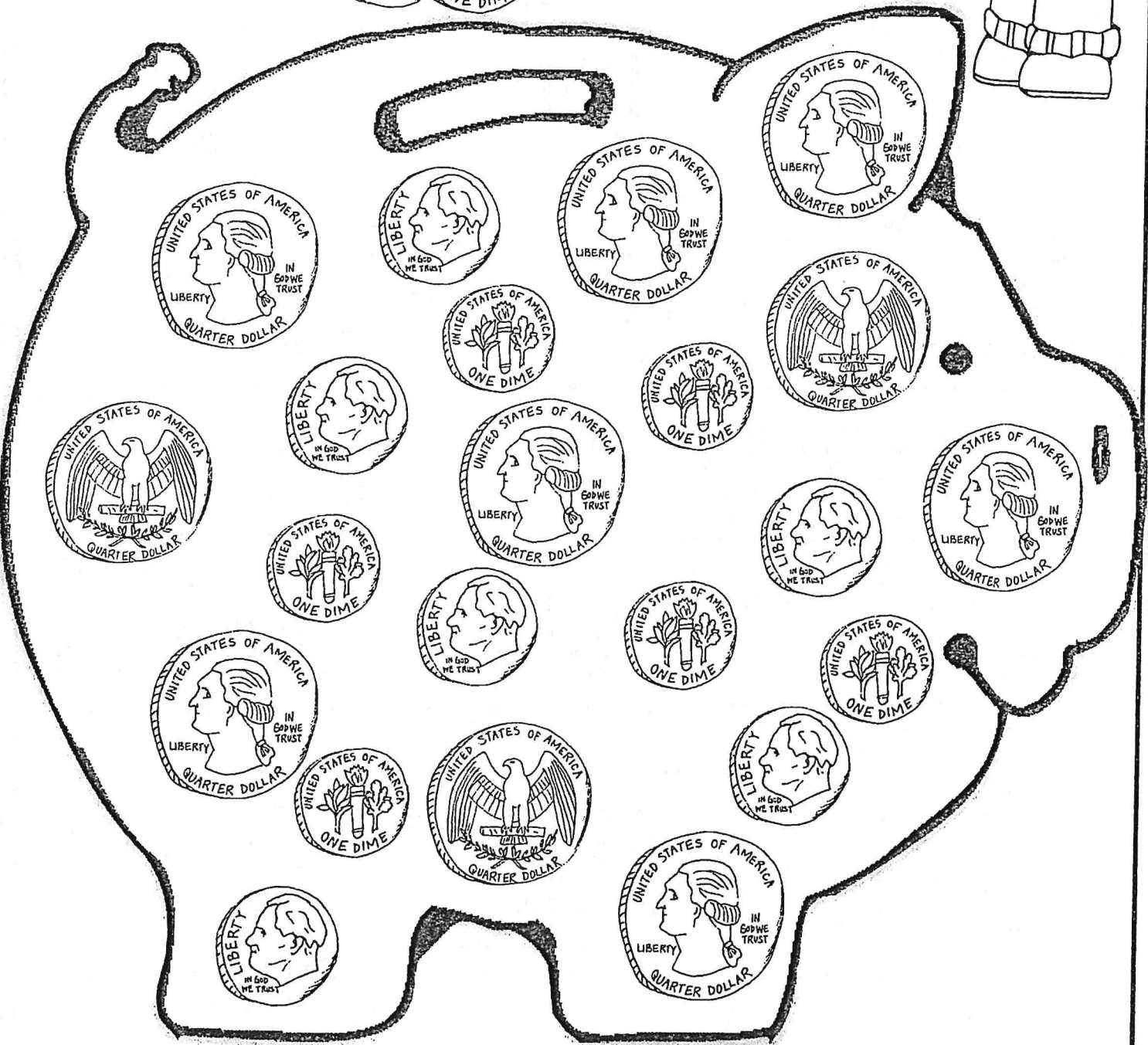


# Coins in the Bank

Directions: Use the color code to color the coins in the bank.

Color the  green.


Color the  red.



Name: \_\_\_\_\_





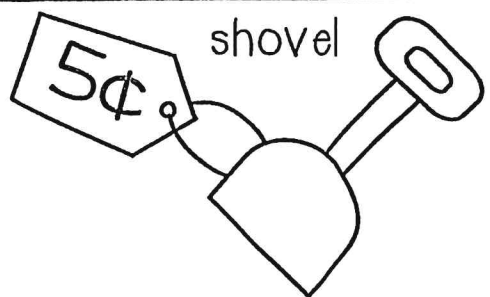
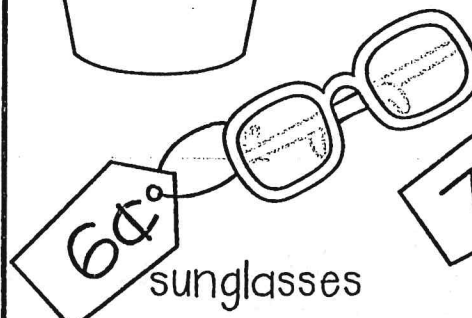
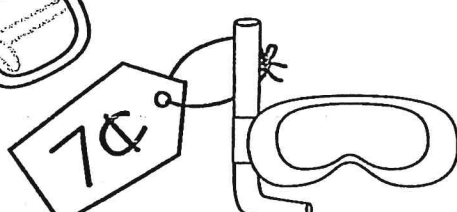

= 1¢








# Summer Shopping

Directions: Count the coins and answer the questions.


© Annie Moffatt @ The Moffatt Girls 2013

bucket 	flip flops 	shovel 
sunglasses 	snorkel 	flippers 


_____ ¢ 	Can you buy the <u>shovel</u> ?	yes no
_____ ¢ 	Can you buy the <u>flip flops</u> ?	yes no
_____ ¢ 	Can you buy the <u>flippers</u> ?	yes no
_____ ¢ 	Can you buy the <u>bucket</u> ?	yes no
_____ ¢ 	Can you buy the <u>sunglasses</u> and <u>snorkel</u> ?	yes no

Name: \_\_\_\_\_

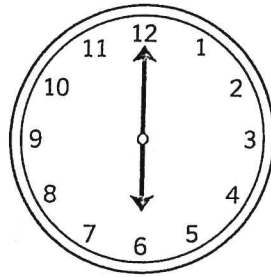
# Time by the Hour




Directions: Write the time for each clock.



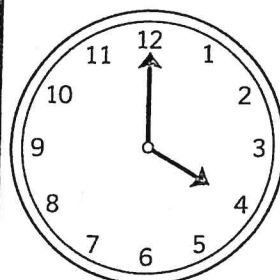
:00




:00




:00




:00




:00




:00




:00



:00



:00

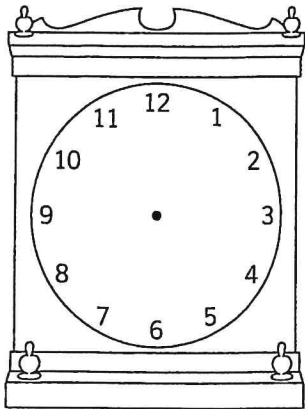


:00


Name \_\_\_\_\_

# Show Me the Time


Directions: Read the time below each clock. Draw the clock hands to show the correct time.



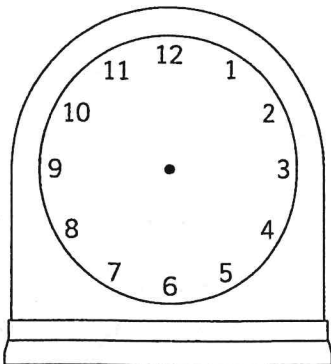
6:00



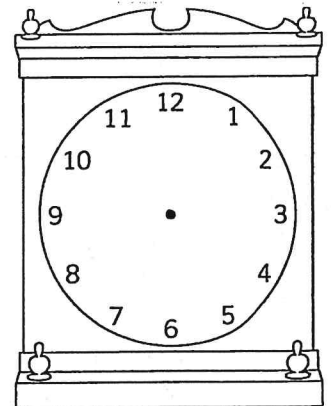
10:00




3:00



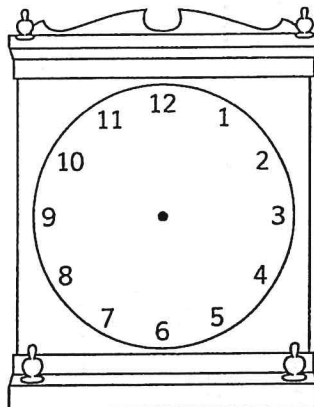
7:00




9:00



1:00



4:00

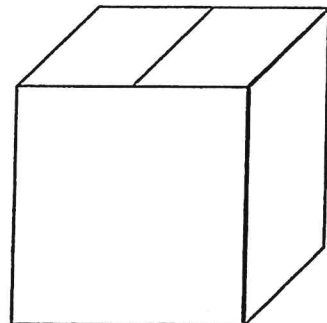


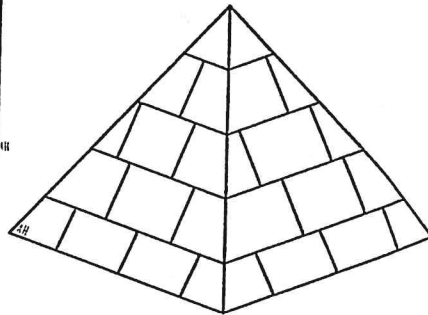
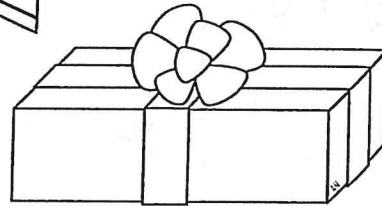
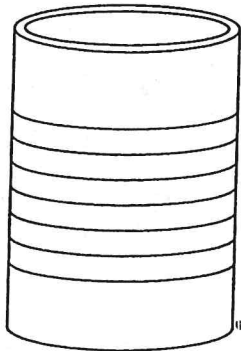
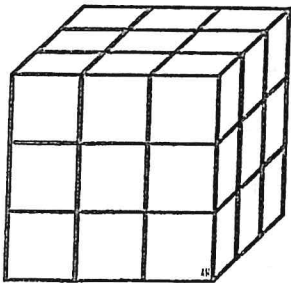


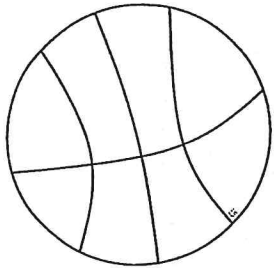



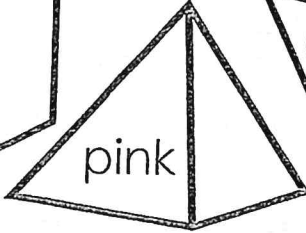
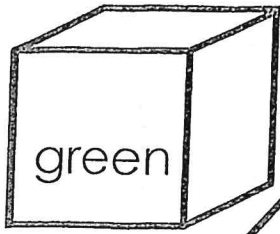


2:00

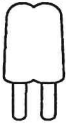



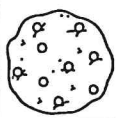





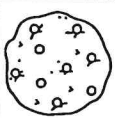

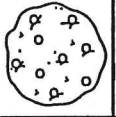







# 3D SHAPES

Color the objects the color indicated on the key.




# Summer Hundreds Chart Hunt

1	2	3	4		6	7	8	9	10
	12	13	14	15	16	17		19	20
21	22		24	25		27	28	29	30
31		33	34	35	36	37	38		40
41	42	43		45	46	47	48	49	
51		53	54	55	56		58	59	60
61	62	63		65	66	67	68	69	70
71	72		74	75	76	77		79	80
	82	83	84		86	87	88		90
91	92	93	94	95	96	97	98	99	

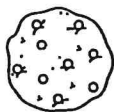
Write what numbers these pictures are covering.



\_\_\_\_\_



\_\_\_\_\_



\_\_\_\_\_



\_\_\_\_\_



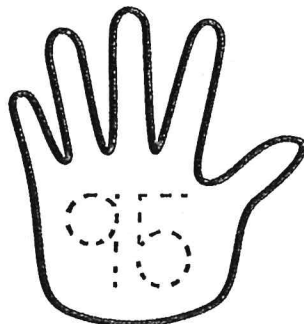

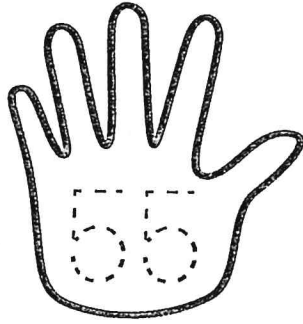

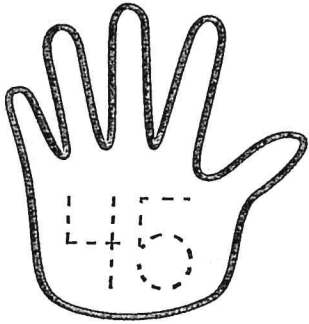
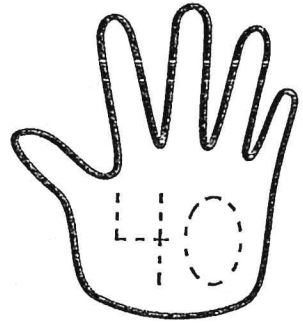
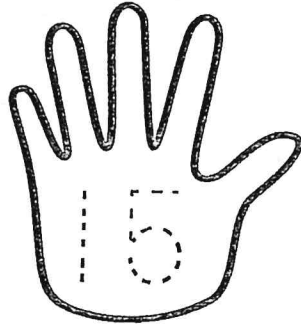
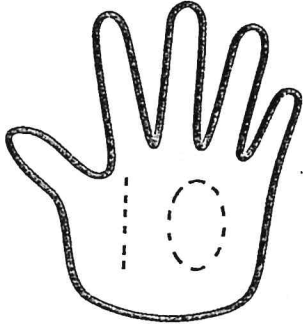
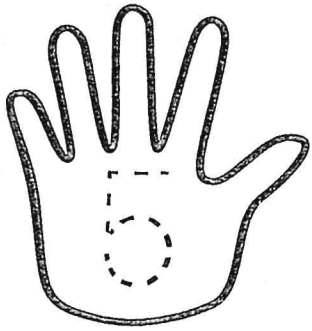
\_\_\_\_\_



\_\_\_\_\_


# One Hundred Fingers

Count by 5's to count the fingers.

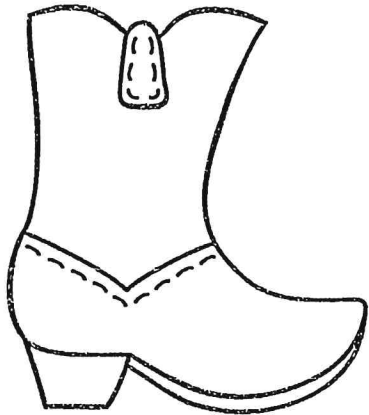


Name: \_\_\_\_\_


# Beginning Sounds



Directions: Circle the *beginning* sound for each picture. Color the pictures.




m b t




h f p




k m l



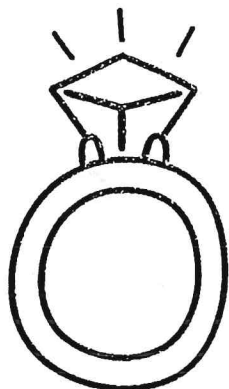
w s g




b n r



q h t



f r p




o n c



j z o

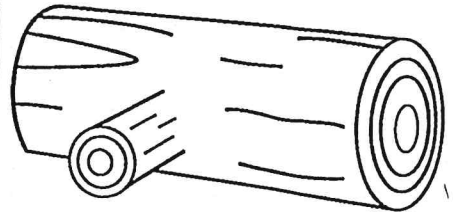


Name: \_\_\_\_\_

# Dive into Vowels



Directions: Circle the middle vowel in each word.

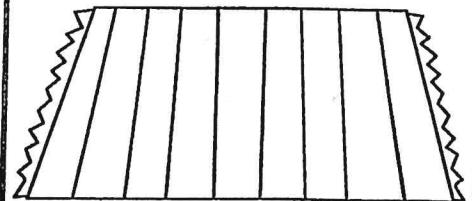
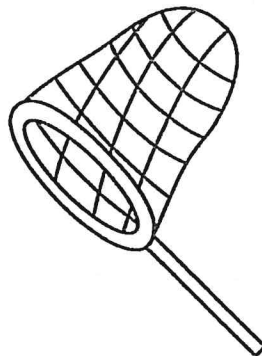
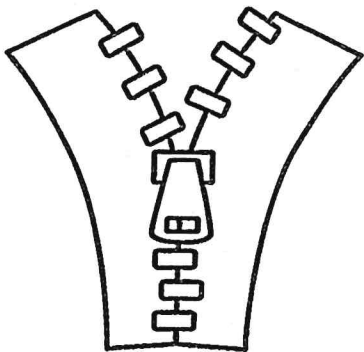
Color the pictures.



a e i o u

a e i o u


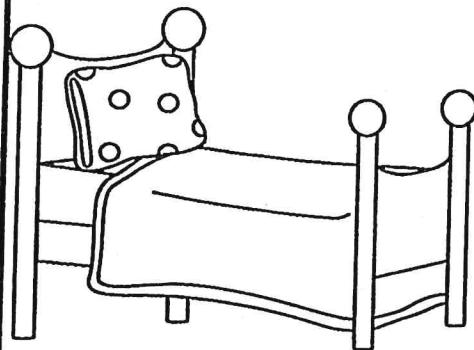

a e i o u



a e i o u

a e i o u

a e i o u



a e i o u

a e i o u

a e i o u


Name: \_\_\_\_\_

# Beginning and Ending Sounds

Directions: Look at each picture and say the name for each picture.

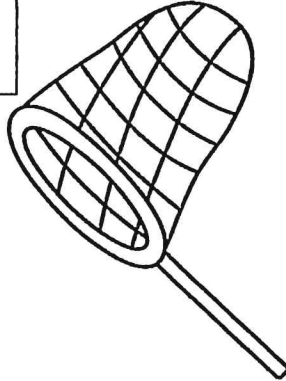
Write the beginning and ending sound in each word

1.




p a n

2.



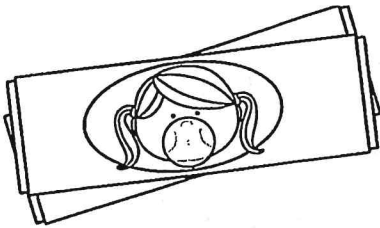
e

3.



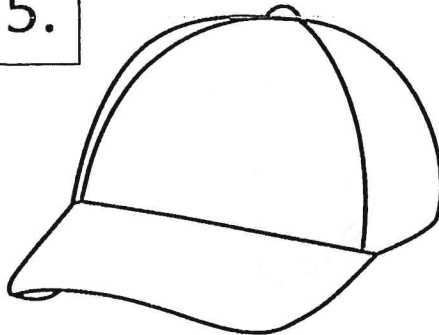
o

4.



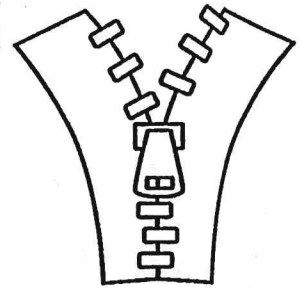
u

5.



a

6.



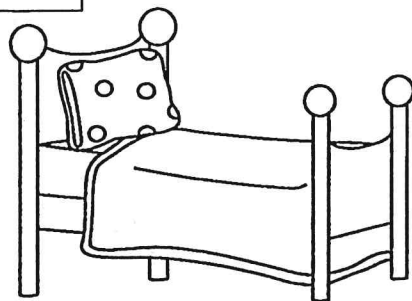
i

7.




e

8.



e

9.




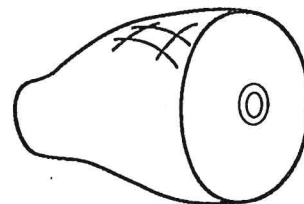

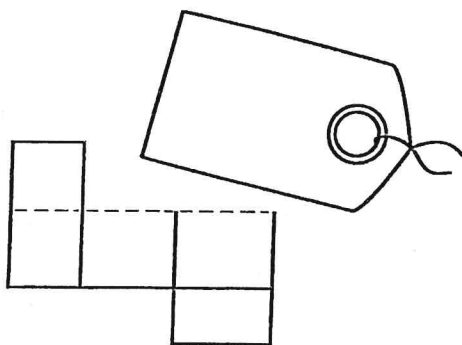
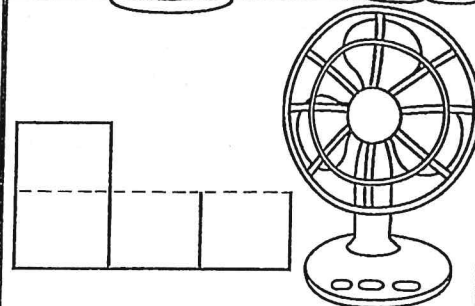

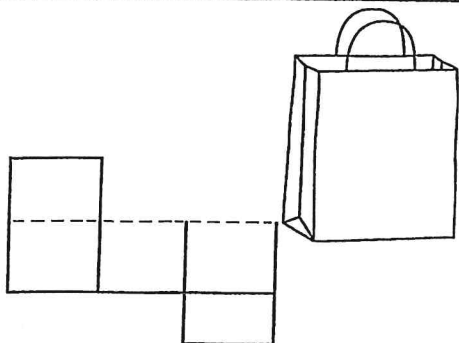


u

Name: \_\_\_\_\_

# Box Up CVC WORDS

Directions: Say the name for each picture. Write the beginning, middle and ending sound for each word. Color the pictures.




Name: \_\_\_\_\_


# I Can Read Words




Directions: Say the name for each picture.  
Circle the word that matches the picture. Color the pictures.




pin pig



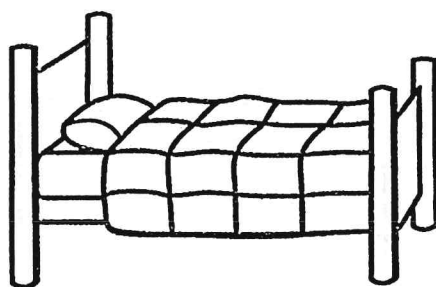
map mop




pen pet




wag wet



bet bed



hit hip



hut hen



hut hug




fog fox



Name: \_\_\_\_\_

# Making New Words

## CVC Words




Word

Change it to...

Write the word

nut




\_\_\_\_\_

-----

\_\_\_\_\_

sat




\_\_\_\_\_

-----

\_\_\_\_\_

men

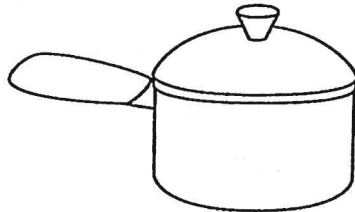


\_\_\_\_\_

-----

\_\_\_\_\_

dot

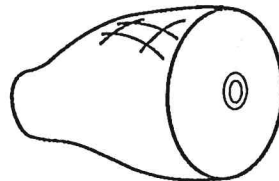


\_\_\_\_\_

-----

\_\_\_\_\_

jam




\_\_\_\_\_

-----

\_\_\_\_\_

pup




\_\_\_\_\_

-----

\_\_\_\_\_

vet



\_\_\_\_\_




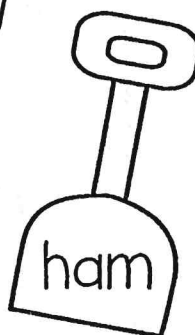
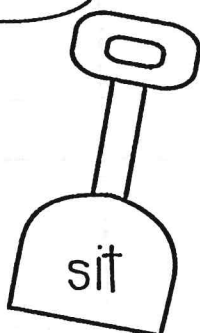

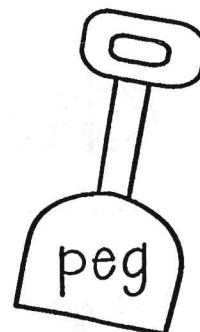

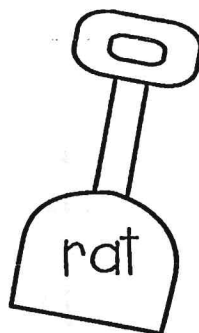

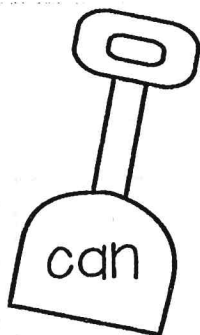

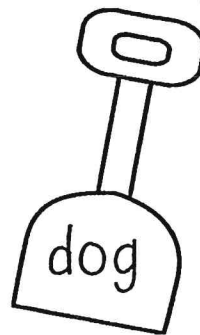
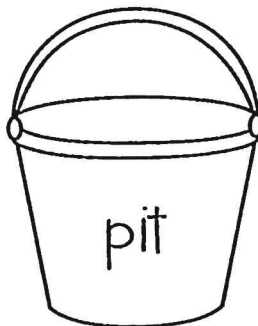

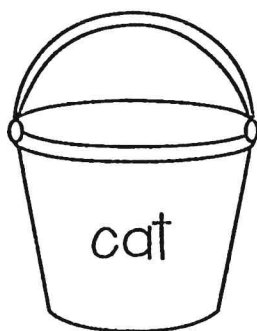
-----

\_\_\_\_\_

Name: \_\_\_\_\_

# Bucket of Rhymes



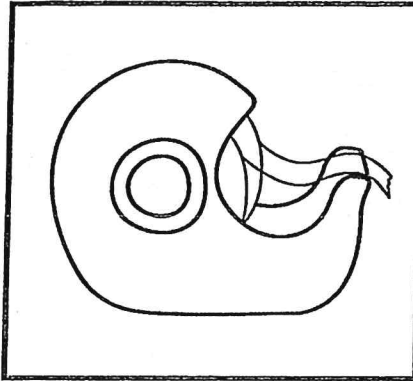
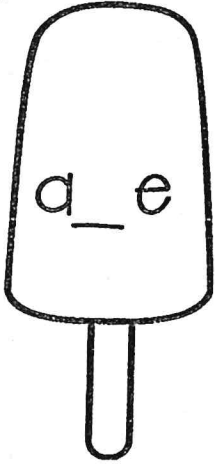

Directions: Read the word on each bucket. Find the shovel with the same word family. Color the the bucket and shovel the same color. Use a different color for each pair of words.



Name: \_\_\_\_\_

# Silent e Words

Directions: Say the name for each picture. Use the silent e pattern on the ice cream to help you write the word. Read the words and color the pictures.



\_\_\_\_\_

-----

\_\_\_\_\_

\_\_\_\_\_


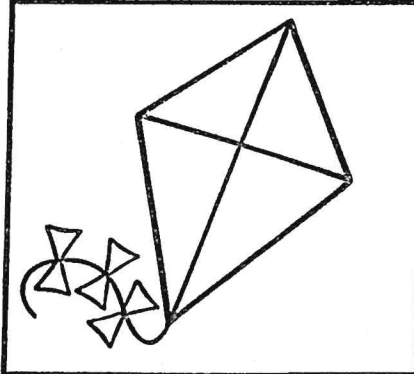
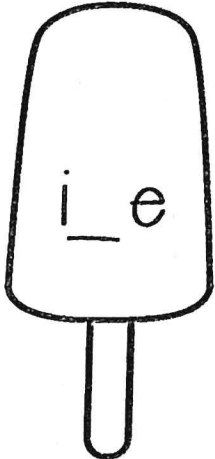
-----

\_\_\_\_\_

\_\_\_\_\_

-----

\_\_\_\_\_



\_\_\_\_\_

-----

\_\_\_\_\_

\_\_\_\_\_

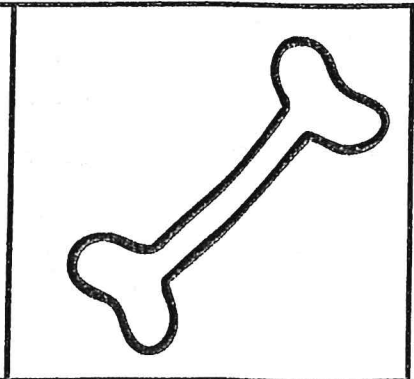
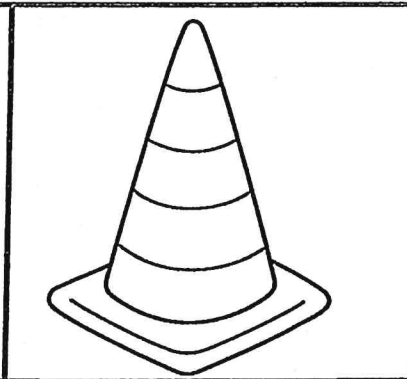


-----

\_\_\_\_\_

\_\_\_\_\_

-----

\_\_\_\_\_



\_\_\_\_\_

-----

\_\_\_\_\_

\_\_\_\_\_

-----

\_\_\_\_\_


\_\_\_\_\_

-----

\_\_\_\_\_

Name: \_\_\_\_\_

# Read and Color




Directions: Read the sentence in each box and color the picture to match the sentence.

1.




The bucket is yellow.  
The crab is red.

2.



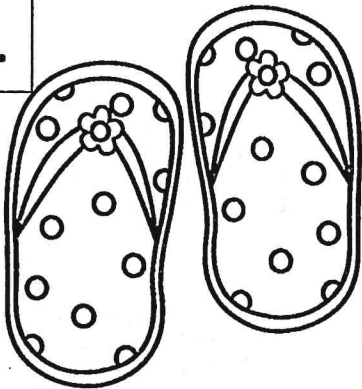
The sun is hot.  
The sun is yellow

3.



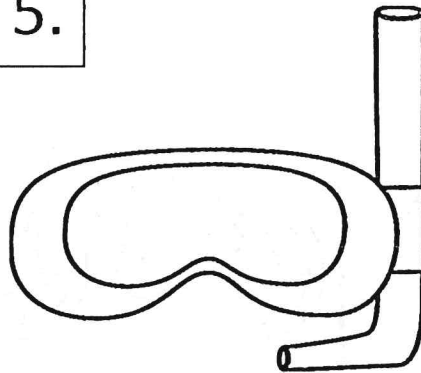
The top sunglasses  
are blue. The bottom  
sunglasses are red.

4.



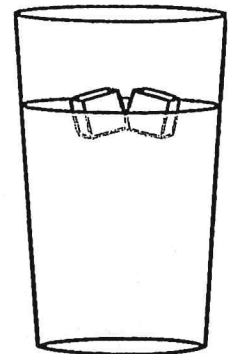
The flip flops are  
green and pink.

5.



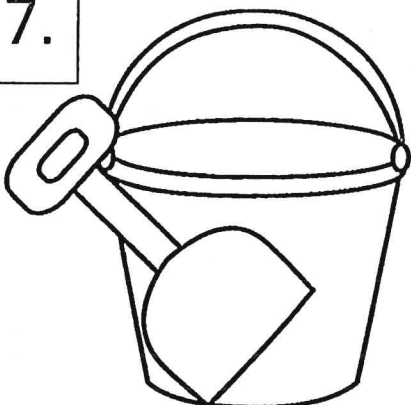
The snorkel is orange  
and blue.

6.




The lemonade is cold.  
The lemonade is yellow.

7.




The bucket is red.  
The shovel is green.

8.



One flipper is black.  
One flipper is purple.

9.



The cups are yellow  
and orange.

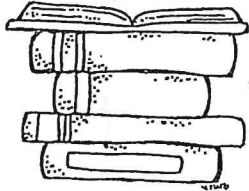
Name \_\_\_\_\_

Directions: Read each sentence. Cut and paste the correct punctuation mark after each sentence.

# Summer Reading is FUN!



I like to read books



What is your favorite book



This is a funny story



What is your favorite part



Does your mom like to read



I like the library

©Annie Moffatt @ The Moffatt Girls 2013

.	.	.	?	?	?
---	---	---	---	---	---

# Star Sentences


Write a sentence for each picture.



Four sets of horizontal writing lines for the first picture. Each set consists of a solid top line, a dashed middle line, and a solid bottom line.



Four sets of horizontal writing lines for the second picture. Each set consists of a solid top line, a dashed middle line, and a solid bottom line.



Four sets of horizontal writing lines for the third picture. Each set consists of a solid top line, a dashed middle line, and a solid bottom line.

# SUMMER BUCKET LIST

CHECK OFF THE ACTIVITIES YOU DO OVER THE SUMMER.

- Read a good book.
- Go to the dollar store.
- Have a water balloon fight.
- Go on a picnic.
- Make root beer floats.
- Make rock pets.
- Go to the library.
- Go to the park.
- Make pizza.
- Make salt dough.
- Sleep in a tent.
- Go to a farm.
- Make s'mores.
- Play with bubbles.
- Play a board game.
- Make Kool-Aid popsicles.
- Play with sidewalk chalk.
- Play a board game.
- Make bubbles.
- Watch a movie outside.
- Eat watermelon.
- Make a bird feeder.
- Help a friend in need.
- Fold the laundry.
- Write a letter to a friend.
- Paint.
- Run through the sprinklers.
- Go down a slide.
- Make a sock puppet.
- Play with water sponges.
- Go to the zoo.
- Ride your bike.
- Get the mail.
- Write and illustrate a story.
- Go swimming.
- Wash the car.
- Make a fort with sheets.
- Have a lemonade stand.
- Write a letter to your teacher.
- Play hide and seek.
- Roller skate or skateboard.
- Make a time capsule.
- Go bowling.
- Make a dirt cake.
- Play with play dough.
- Build a sandcastle.
- Go to story time.
- Climb a tree.
- Have a slumber party.
- Take a nap.
- Make ice cream.
- Put on a puppet show.
- Bake a cake.

