



My Summer Learning Packet












Name: _____

Missing

Numbers in the Teens

Directions: Write the missing number for each set of buckets.



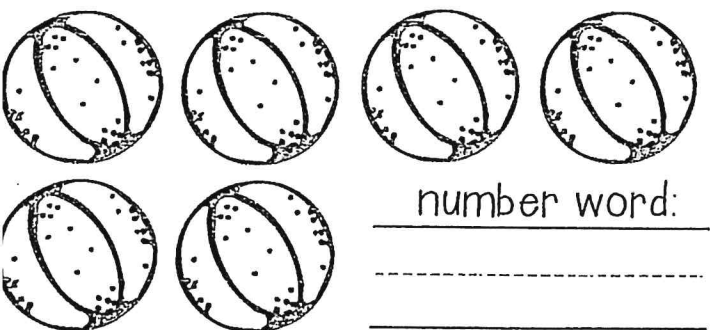
Name _____

Number Words

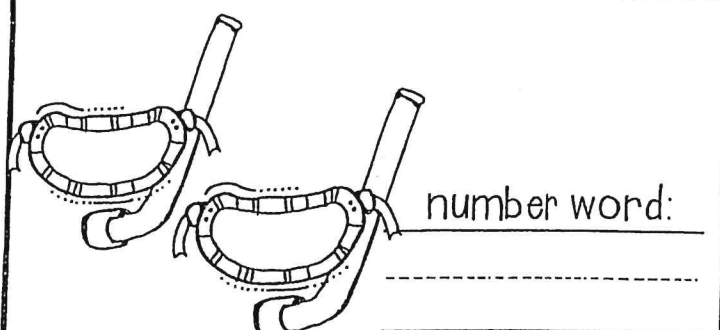
one three six five
eight two four seven




© Annie Moffatt @ The Moffatt Girls 2014



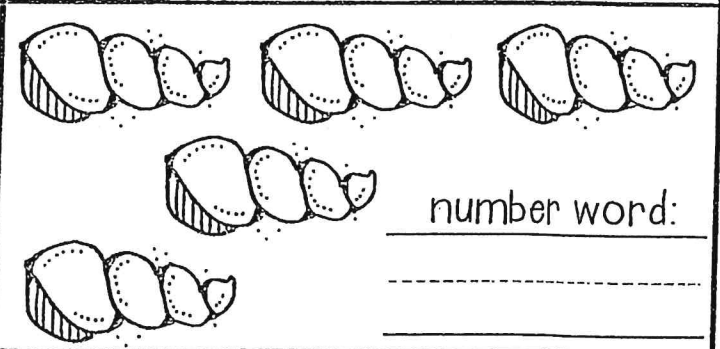
number word: _____



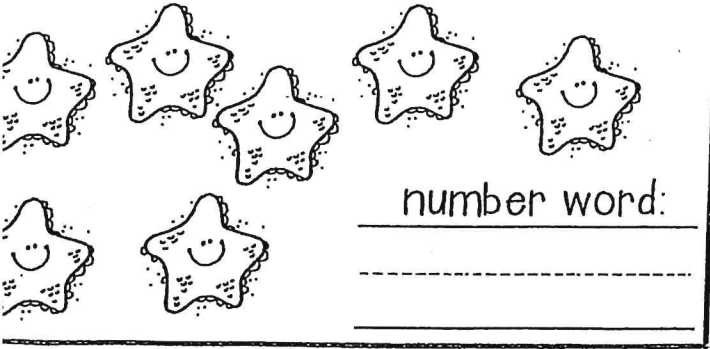
number word: _____




number word: _____



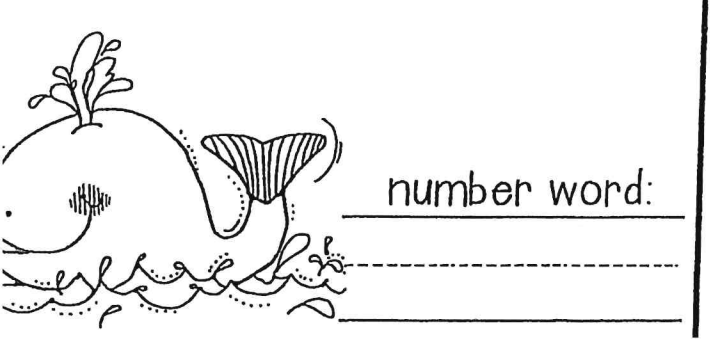
number word: _____




number word: _____



number word: _____



number word: _____




number word: _____

Name _____

Swim into Addition!

Solve the math problems.



$$\begin{array}{r} 4 \\ + 3 \\ \hline \end{array} \quad \begin{array}{r} 5 \\ + 1 \\ \hline \end{array}$$

$$\begin{array}{r} 6 \\ + 3 \\ \hline \end{array} \quad \begin{array}{r} 7 \\ + 2 \\ \hline \end{array} \quad \begin{array}{r} 3 \\ + 3 \\ \hline \end{array} \quad \begin{array}{r} 1 \\ + 9 \\ \hline \end{array} \quad \begin{array}{r} 8 \\ + 2 \\ \hline \end{array}$$

$$\begin{array}{r} 4 \\ + 5 \\ \hline \end{array} \quad \begin{array}{r} 2 \\ + 5 \\ \hline \end{array} \quad \begin{array}{r} 1 \\ + 7 \\ \hline \end{array}$$

$$\begin{array}{r} 5 \\ + 3 \\ \hline \end{array} \quad \begin{array}{r} 10 \\ + 0 \\ \hline \end{array} \quad \begin{array}{r} 4 \\ + 4 \\ \hline \end{array}$$



Name _____

Summer Time Addition



Directions: Add to find the sum.

$$\begin{array}{r} 4 \\ + 2 \\ \hline \end{array}$$

$$\begin{array}{r} 7 \\ + 3 \\ \hline \end{array}$$

$$\begin{array}{r} 6 \\ + 3 \\ \hline \end{array}$$

$$\begin{array}{r} 3 \\ + 4 \\ \hline \end{array}$$

$$\begin{array}{r} 2 \\ + 4 \\ \hline \end{array}$$

$$\begin{array}{r} 8 \\ + 0 \\ \hline \end{array}$$

$$\begin{array}{r} 10 \\ + 0 \\ \hline \end{array}$$


$$\begin{array}{r} 4 \\ + 5 \\ \hline \end{array}$$

$$\begin{array}{r} 6 \\ + 2 \\ \hline \end{array}$$

$$\begin{array}{r} 7 \\ + 1 \\ \hline \end{array}$$



Name _____



Summer Time

Subtraction

Directions: Add to find the difference.

$$\begin{array}{r} 7 \\ - 3 \\ \hline \end{array}$$

$$\begin{array}{r} 7 \\ - 6 \\ \hline \end{array}$$

$$\begin{array}{r} 5 \\ - 5 \\ \hline \end{array}$$

$$\begin{array}{r} 9 \\ - 3 \\ \hline \end{array}$$

$$\begin{array}{r} 8 \\ - 4 \\ \hline \end{array}$$

$$\begin{array}{r} 9 \\ - 6 \\ \hline \end{array}$$

$$\begin{array}{r} 6 \\ - 5 \\ \hline \end{array}$$

$$\begin{array}{r} 6 \\ - 4 \\ \hline \end{array}$$

$$\begin{array}{r} 7 \\ - 5 \\ \hline \end{array}$$

$$\begin{array}{r} 6 \\ - 3 \\ \hline \end{array}$$



Name _____

Addition and Subtraction

Directions: Add or subtract to find the answer.



$$\begin{array}{r} 9 \\ - 4 \\ \hline \end{array}$$

$$\begin{array}{r} 7 \\ + 3 \\ \hline \end{array}$$

$$\begin{array}{r} 8 \\ - 6 \\ \hline \end{array}$$

$$\begin{array}{r} 1 \\ + 8 \\ \hline \end{array}$$

$$\begin{array}{r} 8 \\ - 7 \\ \hline \end{array}$$

$$\begin{array}{r} 9 \\ + 0 \\ \hline \end{array}$$

$$\begin{array}{r} 7 \\ - 7 \\ \hline \end{array}$$

$$\begin{array}{r} 6 \\ + 3 \\ \hline \end{array}$$

$$\begin{array}{r} 6 \\ - 1 \\ \hline \end{array}$$

$$\begin{array}{r} 3 \\ + 3 \\ \hline \end{array}$$




Name _____

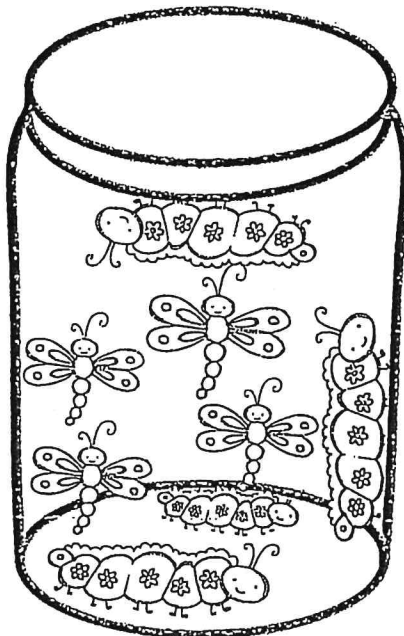
Buggy Addition



Directions: Count and color the bugs in each jar.
Write an addition sentence for each jar of bugs.



_____ + _____ = _____



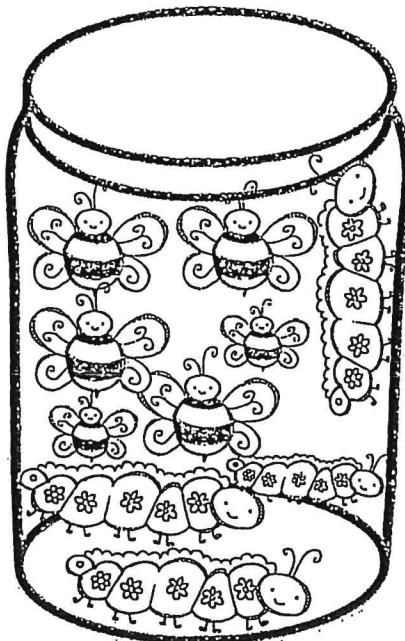
_____ + _____ = _____



_____ + _____ = _____



_____ + _____ = _____



_____ + _____ = _____




_____ + _____ = _____

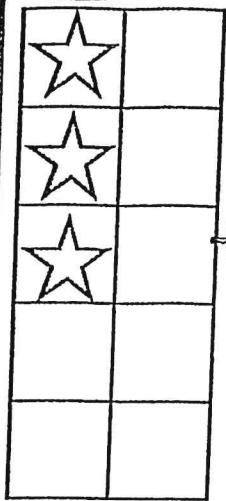
Name _____



Let's Make 10



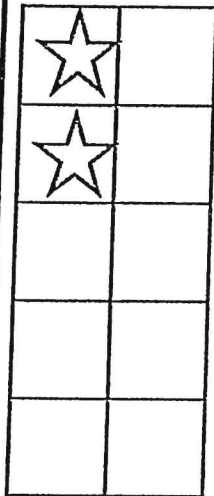
Directions: Fill in the number of stars needed to make 10 on each ten frame.



3

+


10



2

+


10



9

+


10



5

+

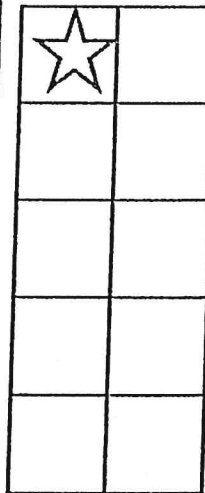
10



8

+

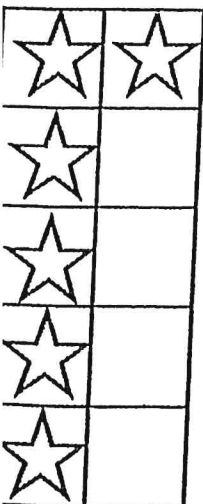
10



1

+

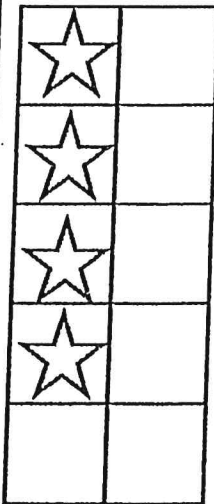
10



6

+


10



4

+


10



7

+

10



Name _____

SUMMER Addition WORD PROBLEMS



Directions: Read the word problems and draw a picture to help solve it.
Write a number sentence and make tally marks for the answer.

Kate had 5 shells. She found 3 more shells. How many shells does she have in all?

DRAW IT:

_____ + _____ = _____

TALLY:



Dan saw 4 yellow starfish. John saw 5 red starfish. How many starfish did they see altogether?

DRAW IT:

_____ + _____ = _____

TALLY:



Ann brought 2 beach balls to the beach. Jan brought 4 beach balls. How many beach balls do they have altogether?

DRAW IT:

_____ + _____ = _____

TALLY:



Jim caught 3 fish on Friday. He caught 7 fish on Saturday. How many fish did he catch in all?

DRAW IT:

_____ + _____ = _____


TALLY:



Name _____



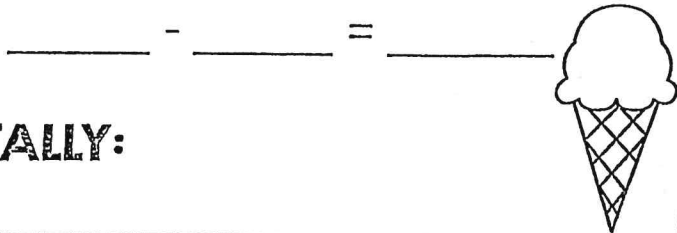
SUMMER Subtraction WORD PROBLEMS



Directions: Read the word problems and draw a picture to help solve it.
Write a number sentence and make tally marks for the answer.

Nate's ice cream cone had 7 scoops.
3 scoops fell off of his cone. How
many scoops are left?

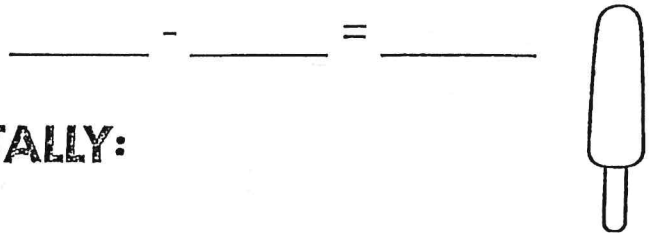
DRAW IT:



TALLY:

Kim brought 8 popsicles to the beach.
6 popsicles melted. How many
popsicles does Kim have left?

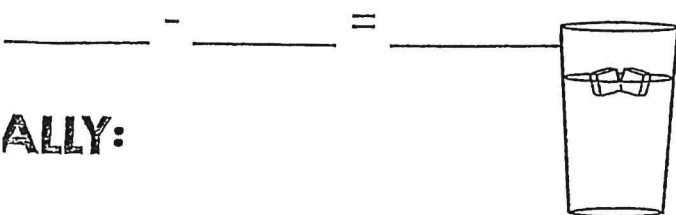
DRAW IT:



TALLY:

Dan had 10 cups of lemonade. He
spilled 5 cups. How many cups does Dan
have left?

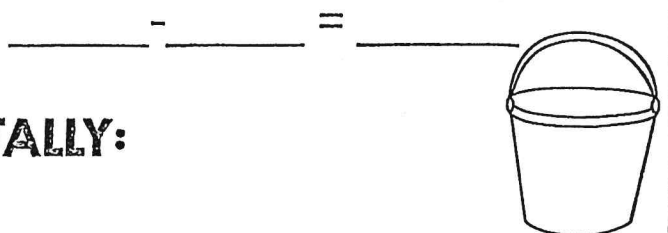
DRAW IT:



TALLY:

Jane brought 9 buckets to the beach.
She left 2 buckets. How many
buckets does she have now?

DRAW IT:




TALLY:

Coins in the Bank

Directions: Use the color code to color the coins in the bank.

Color the  orange.

Color the  blue.



Coins in the Bank

Directions: Use the color code to color the coins in the bank.

Color the  green.

Color the  red.




Name: _____




= 1¢

Summer Shopping



Directions: Count the coins and answer the questions.

© Annie Moffatt @ The Moffatt Girls 2013



Can you buy the shovel?

yes
no



Can you buy the flip flops?

yes
no



Can you buy the flippers?

yes
no



Can you buy the bucket?

yes
no




Can you buy the sunglasses and snorkel?


yes
no

Name: _____


Time by the Hour




Directions: Write the time for each clock.




:00




:00




:00




:00




:00




:00




:00



:00



:00

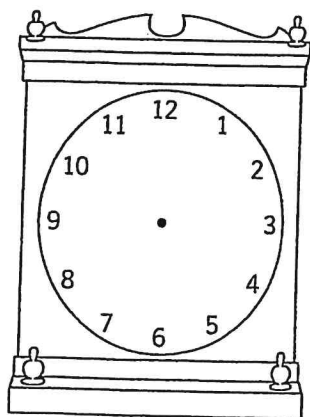


:00

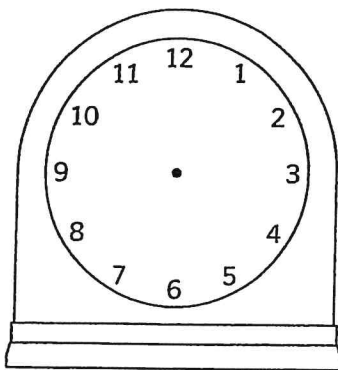
Name _____

Show Me the Time


Directions: Read the time below each clock. Draw the clock hands to show the correct time.



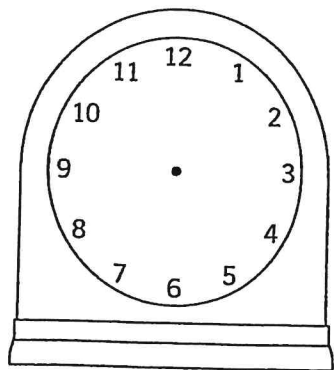
6:00




10:00




3:00



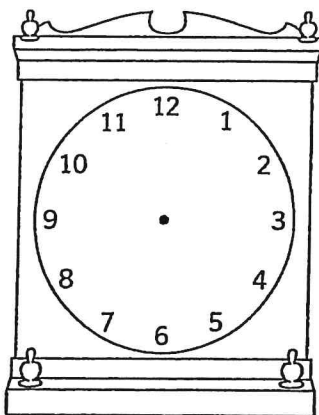
7:00




9:00



1:00



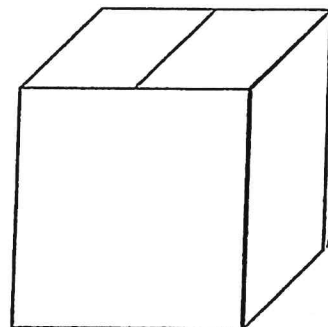


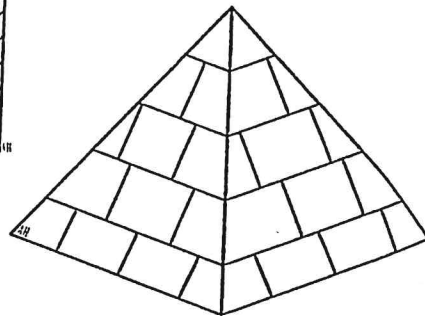
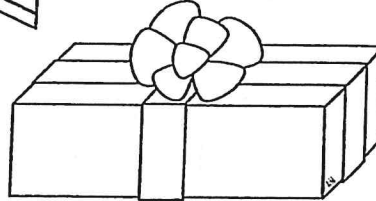
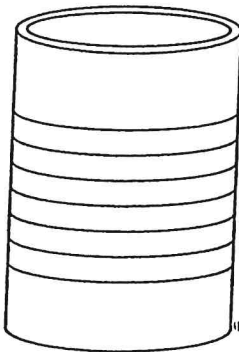
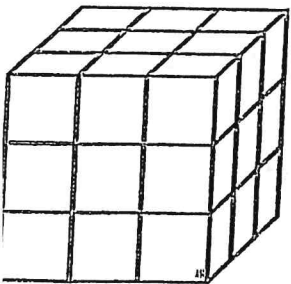

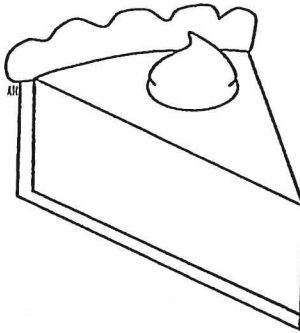
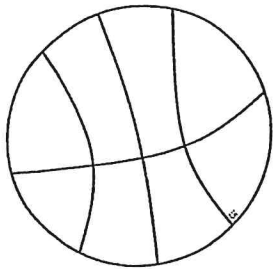


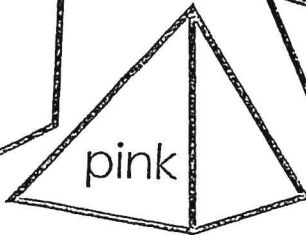
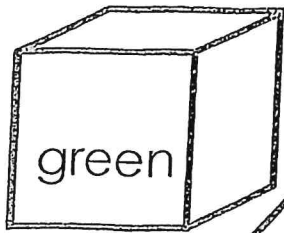
4:00



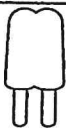



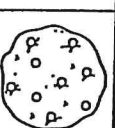





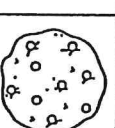







2:00

3D SHAPES

Color the objects the color indicated on the key.

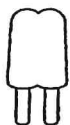


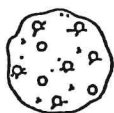
Summer Hundreds Chart Hunt

1	2	3	4		6	7	8	9	10
	12	13	14	15	16	17		19	20
21	22		24	25		27	28	29	30
31		33	34	35	36	37	38		40
41	42	43		45	46	47	48	49	
51		53	54	55	56		58	59	60
61	62	63		65	66	67	68	69	70
71	72		74	75	76	77		79	80
	82	83	84		86	87	88		90
91	92	93	94	95	96	97	98	99	

Write what numbers these pictures are covering.








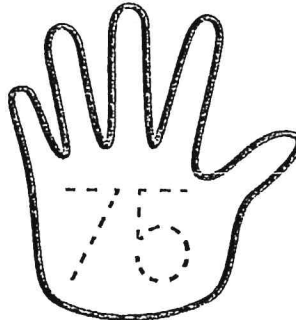
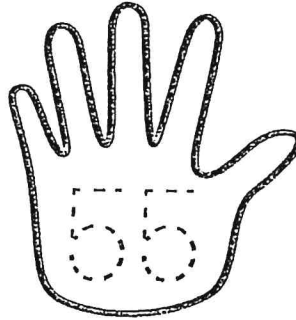
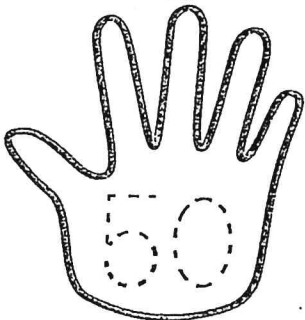
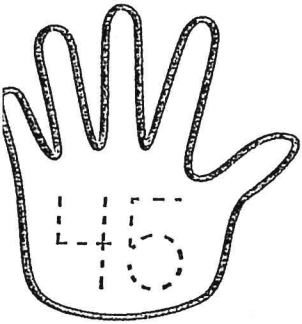
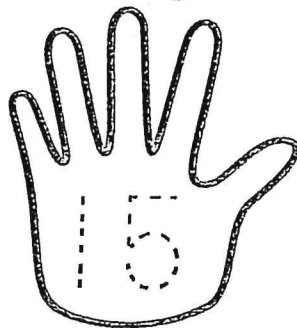
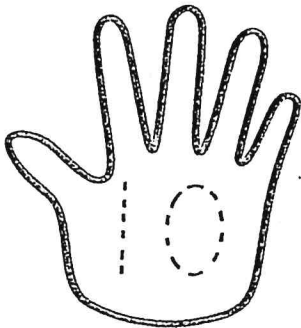







One Hundred Fingers

Count by 5's to count the fingers.

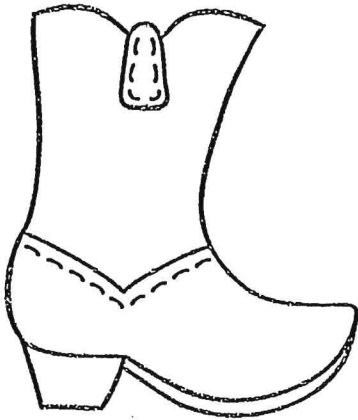


Name: _____


Beginning Sounds



Directions: Circle the *beginning* sound for each picture. Color the pictures.




m b t




h f p




k m l



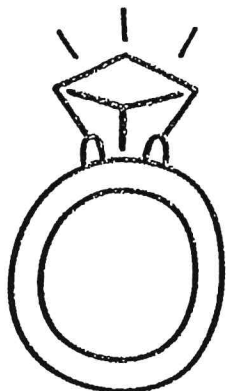
w s g




b n r




q h t



f r b



o n c



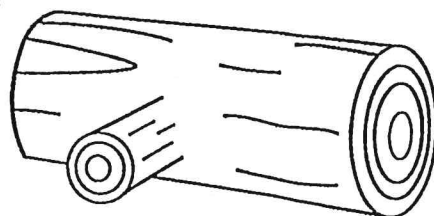



i z o

Name: _____

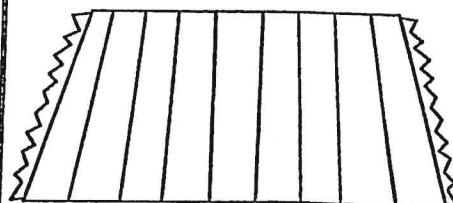
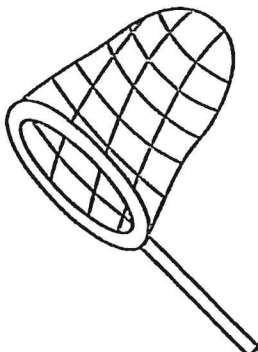
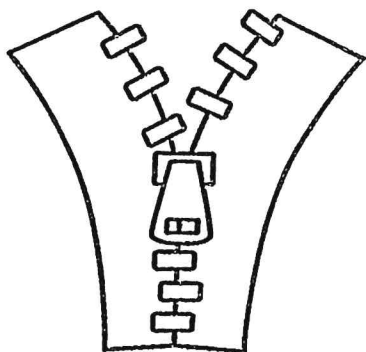
Dive into Vowels

Directions: Circle the middle vowel in each word.




Color the pictures.



a e i o u a e i o u a e i o u



a e i o u a e i o u a e i o u



a e i o u a e i o u a e i o u

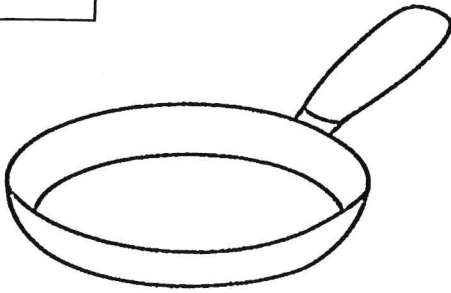
Name: _____

Beginning and Ending Sounds

Directions: Look at each picture and say the name for each picture.

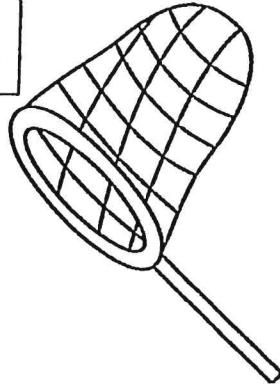
Write the beginning and ending sound in each word

1.




pan

2.



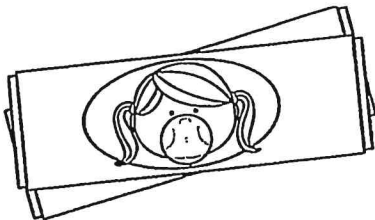
e

3.



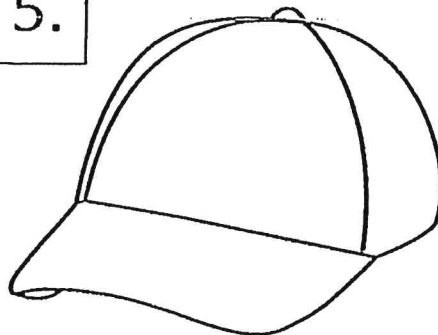
o

4.



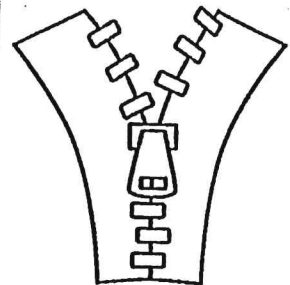
u

5.



a

6.




i

7.




e

8.



e

9.

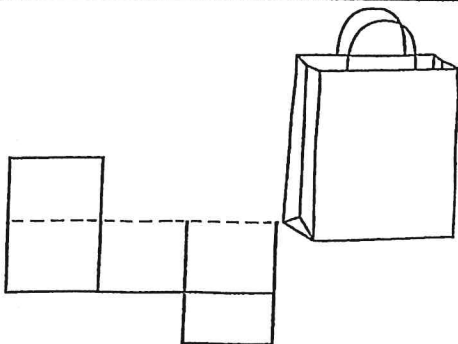



u


Name: _____

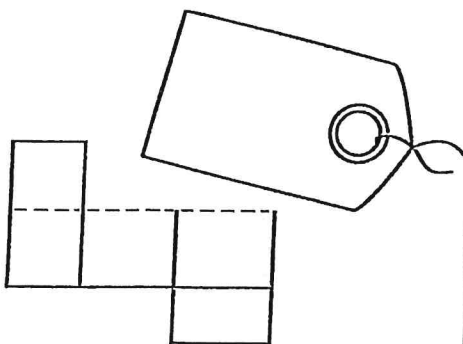
Box Up CVC WORDS


Directions: Say the name for each picture. Write the beginning, middle and ending sound for each word. Color the pictures.

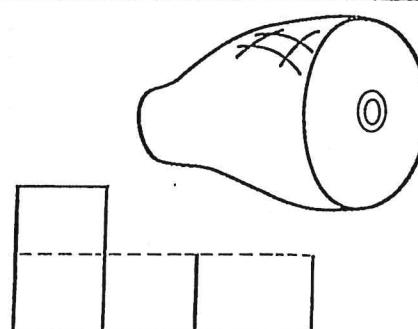






















Name: _____


I Can Read Words




Directions: Say the name for each picture.
Circle the word that matches the picture. Color the pictures.



pin pig



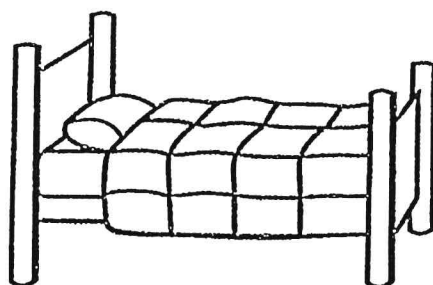
map mop



pen pet




wag wet



bet bed



hit hip



hut hen



hut hua




foa fox

Name: _____

Making New Words

CVC Words




Word


Change it to...

Write the word

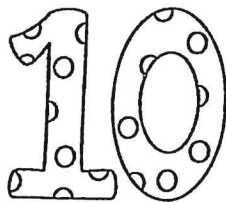
nut



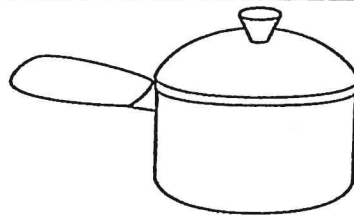
sat



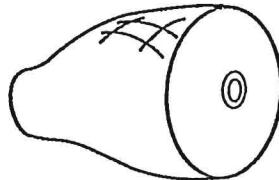
men




dot




jam



pup




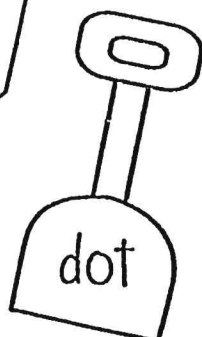

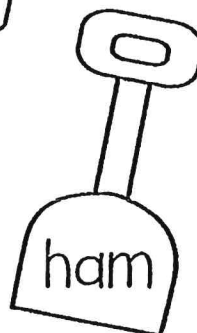
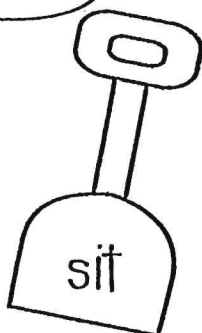

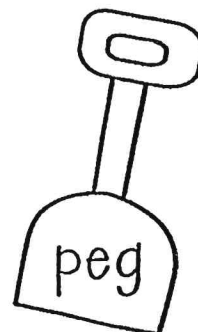

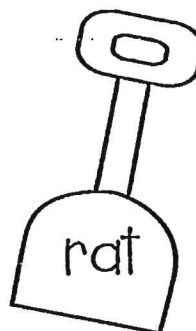
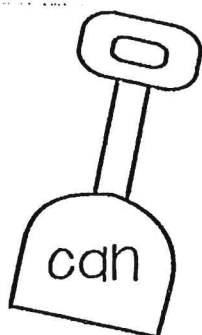

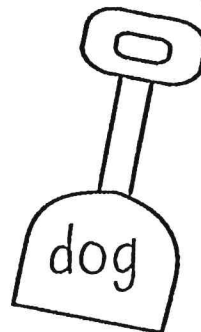
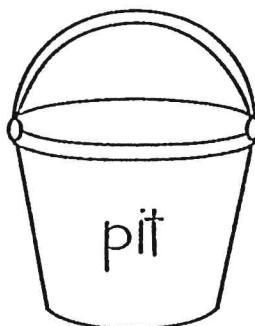

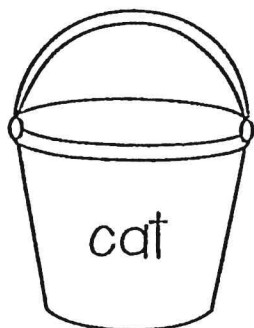
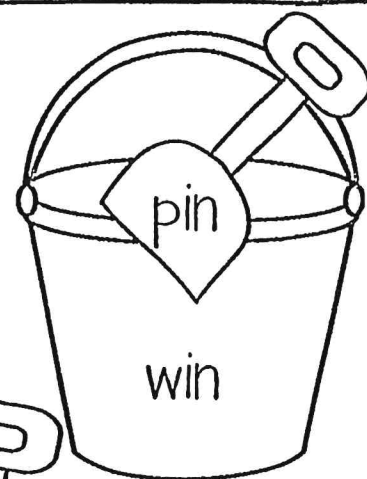
vet



Name: _____

Bucket of Rhymes

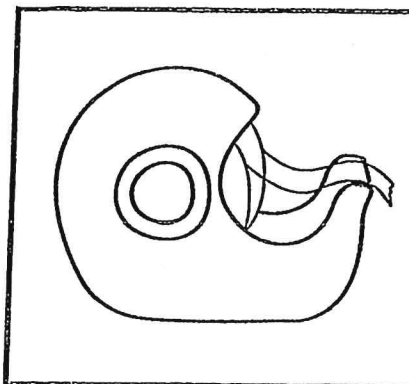
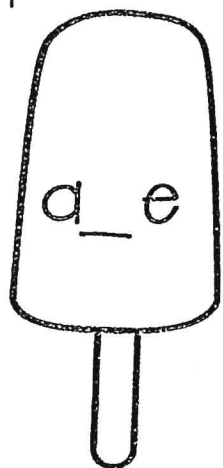

Directions: Read the word on each bucket. Find the shovel with the same word family. Color the the bucket and shovel the same color. Use a different color for each pair of words.





Name: _____

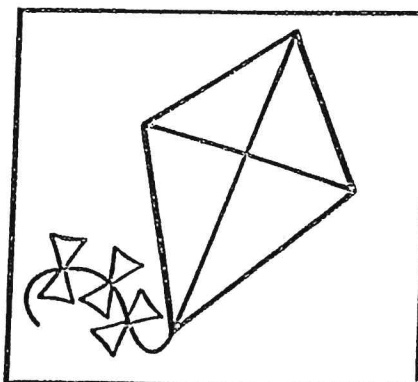
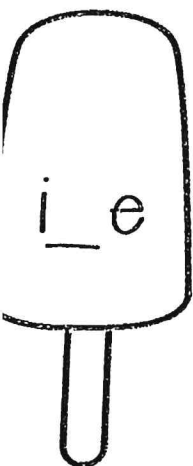
Silent e Words


Directions: Say the name for each picture. Use the silent e pattern on the ice cream to help you write the word. Read the words and color the pictures.







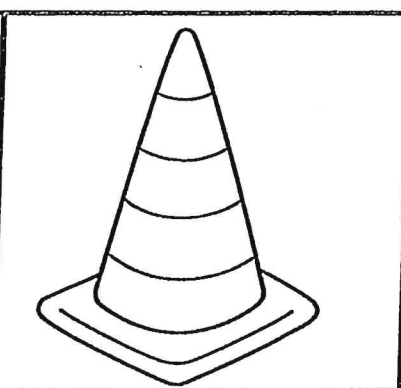


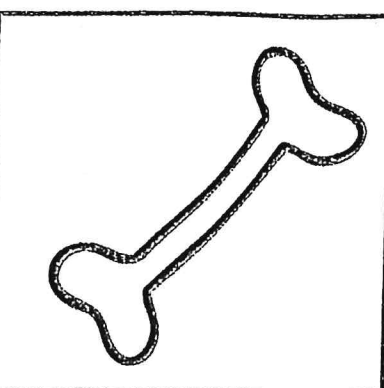













Name: _____

Read and Color




Directions: Read the sentence in each box and color the picture to match the sentence.

1.




The bucket is yellow.
The crab is red.

2.



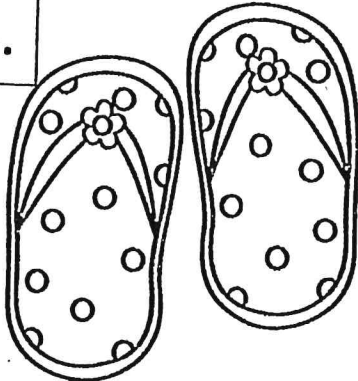
The sun is hot.
The sun is yellow

3.



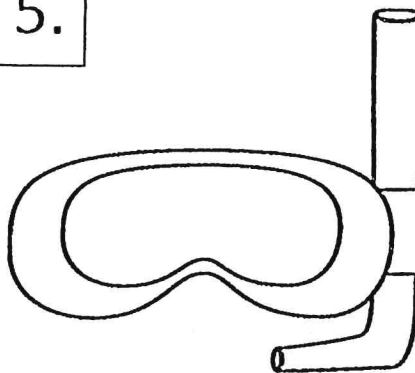
The top sunglasses
are blue. The bottom
sunglasses are red.

4.



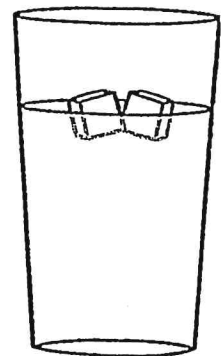
The flip flops are
green and pink.

5.



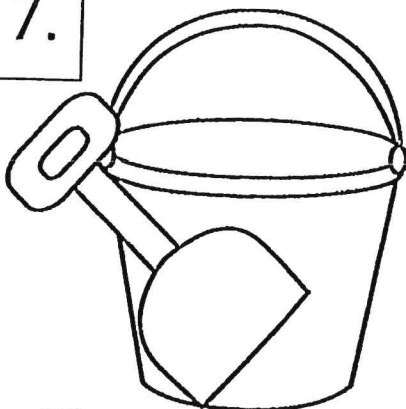
The snorkel is orange
and blue.

6.




The lemonade is cold.
The lemonade is yellow.

7.




The bucket is red.
The shovel is green.

8.



One flipper is black.
One flipper is purple.

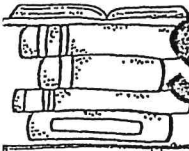
9.



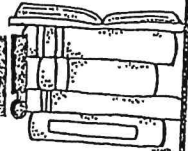
The cups are yellow
and orange

Name _____

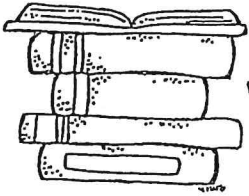
Directions: Read each sentence. Cut and paste the correct punctuation mark after each sentence.



Summer Reading is FUN!



I like to read books



What is your favorite book



This is a funny story



What is your favorite part




Does your mom like to read



I like the library

©Annie Moffatt @ The Moffatt Girls 2013



Star Sentences


Write a sentence for each picture.



Four sets of primary writing lines (top solid, middle dashed, bottom solid) for writing a sentence.



Four sets of primary writing lines (top solid, middle dashed, bottom solid) for writing a sentence.



Four sets of primary writing lines (top solid, middle dashed, bottom solid) for writing a sentence.

SUMMER BUCKET LIST

CHECK OFF THE ACTIVITIES YOU DO OVER THE SUMMER.

- ☐ Read a good book.
- ☐ Go to the dollar store.
- ☐ Have a water balloon fight.
- ☐ Go on a picnic.
- ☐ Make root beer floats.
- ☐ Make rock pets.
- ☐ Go to the library.
- ☐ Go to the park.
- ☐ Make pizza.
- ☐ Make salt dough.
- ☐ Sleep in a tent.
- ☐ Go to a farm.
- ☐ Make s'mores.
- ☐ Play with bubbles.
- ☐ Play a board game.
- ☐ Make Kool-Aid popsicles.
- ☐ Play with sidewalk chalk.
- ☐ Play a board game.
- ☐ Make bubbles.
- ☐ Watch a movie outside.
- ☐ Eat watermelon.
- ☐ Make a bird feeder.
- ☐ Help a friend in need.
- ☐ Fold the laundry.
- ☐ Write a letter to a friend.
- ☐ Paint.
- ☐ Run through the sprinklers.
- ☐ Go down a slide.
- ☐ Make a sock puppet.
- ☐ Play with water sponges.
- ☐ Go to the zoo.
- ☐ Ride your bike.
- ☐ Get the mail.
- ☐ Write and illustrate a story.

- ☐ Go swimming.
- ☐ Wash the car.
- ☐ Make a fort with sheets.
- ☐ Have a lemonade stand.
- ☐ Write a letter to your teacher.
- ☐ Play hide and seek.
- ☐ Roller skate or skateboard.
- ☐ Make a time capsule.
- ☐ Go bowling.
- ☐ Make a dirt cake.
- ☐ Play with play dough.
- ☐ Build a sandcastle.
- ☐ Go to story time.
- ☐ Climb a tree.
- ☐ Have a slumber party.
- ☐ Take a nap.
- ☐ Make ice cream.
- ☐ Put on a puppet show.
- ☐ Bake a cake.

