

## Summer Sandwich Book Report

Choose a chapter book that is at your reading level. Please do not pick a book that is filled with pictures.

Follow all directions on each sheet.

I suggest that you do your writing on scrap paper before transferring to the final copy.

If you need more space than what is provided then you can make additional copies of the papers.

After all your writing and coloring is done, cut out all the pieces to build your sandwich.

Punch 2 holes at the top of each sandwich piece and tie together with yarn or string etc.

The order of the pages are as follows:

- Title page (10 points)
- Characters (20 points)
- Plot summary (20 points)
- Problem (20 points)
- Conclusion (20 points)
- My favorite part (10 points)

Have fun making your summer sandwich

Have A Safe Summer!

Draw a picture of the cover of the book, important characters, or a scene from the story. Color the olive and the crust of the bread.

Title:

Author:

Name:

Tell about the main characters. What do they look like? How old are they? What are some of their personality traits? Why are they important in the story?

The graphic organizer is composed of three overlapping circles, each designed for handwritten notes. The top circle is labeled "Characters" and contains five horizontal lines. The middle circle, which overlaps with the top one, contains eight horizontal lines. The bottom circle, which overlaps with the middle one, contains six horizontal lines. All circles have a dashed outer border and a solid inner border.

along the edges purple (optional)

Summarize the story. Tell the most important parts. Include the setting, where the story takes place

## Plot Summary

color the edges yellow (cheese)

points

Explain what the main problem or conflict is in the story.

Problem

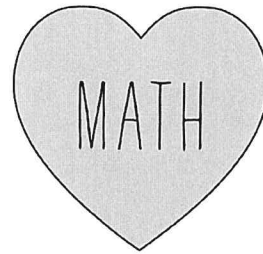
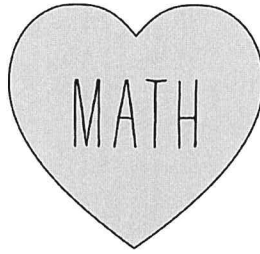
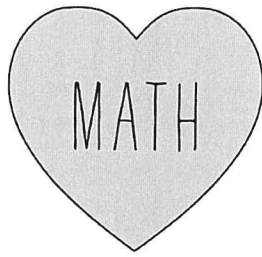
Explain how the story ends. How does the problem or conflict get solved?

## Conclusion

Tell about your favorite part of the book. Draw a picture of it. Also would you recommend this book and why? Color the crust of the bread.

My Favorite Part

Cpt's



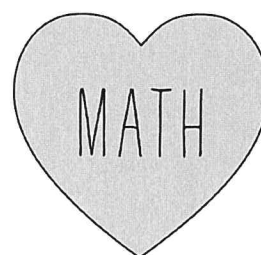
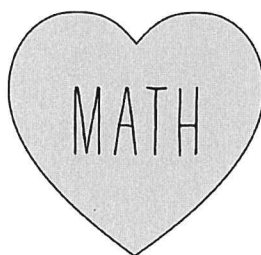
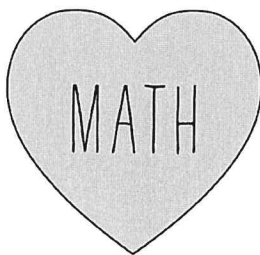
June 2024

Dear incoming fifth grader,

The best way to be ready for fifth grade math is to do a little “math-ing” every day! Please complete the attached skills on IXL under 4th grade math. You must receive at least an 80% SmartScore on each skill. Please record your final SmartScores on the scoresheet provided. **The scoresheet will be due in September and will count as your first math grade for the school year!** If IXL updates over the summer and the number/letter combo doesn’t match the title, please search the title and complete that IXL.

Have a great summer!

Ms. Newcome





NAME: \_\_\_\_\_

	SKILL	SCORE
1	<b>C.1</b> Rounding: up to hundred thousands place	
2	<b>E.3</b> Subtract Two Multi-Digit Numbers	
3	<b>F.3</b> Multiplication facts to 12	
4	<b>F.2</b> Multiplication facts up to 10: find the missing factor	
5	<b>H.16</b> Multiply 1-digit numbers by 3 digit or 4 digit numbers	
6	<b>I.4</b> Estimate products: multiply by 2-digit numbers	
7	<b>I.10</b> Multiply a 2-digit number by a 2-digit number	
8	<b>K.14</b> Divide larger numbers by 1-digit numbers	
9	<b>M.3</b> Add, subtract, multiply, and divide	
10	<b>M.5</b> Addition, subtraction, multiplication, division word problems	
11	<b>P.6</b> Identify equivalent fractions	
12	<b>P.7</b> Equivalent Fractions: find the missing numerator or denominators	
13	<b>P.10</b> Write fractions in lowest terms	
14	<b>AA.7</b> Add, subtract, multiply, and divide money amounts	